





Year 3 - Home Learning Grid

Week beginning 01.06.2020

<p>Reading Enjoy reading a good book at least three times a week https://www.lovereadings4kids.co.uk</p> <p>Book Club: Charlie Changes Into a Chicken by Sam Copeland https://www.bbc.co.uk/bitesize/articles/z4vxt39 Charlie McGuffin has an amazing secret - he can change into animals. The problem is, he cannot decide when it happens. It happens when he is worried about things and that gives him more things to worry about!</p> <p>Enjoy the story extracts & complete 3 activities... **Retell the extract in the correct order. **Explain how descriptive writing helps you visualise what is happening.</p>	<p>Maths - Fractions Complete these great online lessons using bbc bitesize</p> <p>1. Introduction to fractions Learn how to identify and write fractions https://www.bbc.co.uk/bitesize/articles/zd8mt39 Watch the 2 video clips and then complete the quiz and worksheets.</p> <p>2. Learn how to write fractions on a number line. https://www.bbc.co.uk/bitesize/articles/zm8g47h Watch the video clip and complete the activity writing fractions on a number line</p> <p>3. Identifying the fraction shaded Learn about shaded fractions as well as unit and non unit fractions https://www.bbc.co.uk/bitesize/articles/zkmg47h Watch the video clip and complete the activities.</p> <p>Problem solving Can you solve the mystery of the spoiled party bags mystery maths game? https://www.twinkl.co.uk/resource/t2-m-41481-lks2-the-mystery-of-the-spoiled-party-bags-maths-mystery-game</p> <p>Times tables!</p>	<p>English Persuasive writing. Lots' of children nowadays have a mobile phone but some people are not sure that it is a good idea. </p> <p>What do you think? Do you agree or disagree that all children should have a mobile phone? Write to convince a reader of your opinion. Clearly explain what you think and why.</p> <ul style="list-style-type: none"> • Start with an introduction: Let the reader know what you are writing about. • Write your opinion on your topic: Give 3 reasons for your opinion and explain these reasons. • Finish with a conclusion: Sum up your reasons so that a reader is convinced of your opinion. <p>Remember to:</p> <ul style="list-style-type: none"> • Plan your writing. • Organise your ideas into paragraphs. • Choose your words carefully to convince the reader. • Write in sentences. • Pay attention to your spelling and punctuation. • Check and edit your work carefully <p>Top tips for persuasive writing Use repetition - eg please, please Use Flattery - you are the best ever ... Use emotive language - Children would feel <u>delighted</u> if they could have their own phone</p>	<p>R.E. Pentecost Read the story of Pentecost https://cist.org.uk/pv/cm/cr5621.htm Watch this video clip https://www.youtube.com/watch?v=rjQ_XDPIis</p> <p>The Holy Spirit came down upon the first disciples showing the power and the strength of God. The Holy Spirit gives: 1 Peace - in the form of a dove 2 Power - in the form of fire 3 Life giving breath - wind</p> <p>Listen to the prayer 'Come Holy Spirit' https://www.youtube.com/watch?v=Wd8fB-hUUZE</p> <p>Write your own prayer to the Holy Spirit asking for help and guidance in your own life and others who are close to you. You could use one of these starters or one of your own. Dear Holy Spirit, Holy spirit of love, help me to...</p>
---	---	---	---

<p>**Make your reader laugh - list 5 benefits of being tiny.</p>	<p>Remember to access your Times tables rock star accounts to practise your multiplication facts. www.ttrockstars.com</p>	<p>Ask rhetorical questions - Don't you agree that..?</p>	<p>Holy spirit of life, </p>
<p>Science - Floating Egg <i>What happens when you put an egg in a glass of water?</i> Materials: 1 egg, Water, 1-2 cups of salt, 1 tall glass, A spoon Instructions: 1. Pour water into the glass until half full. 2. Place egg in the glass of water and see if it sinks or floats (it should sink). 2. Stir in lots of salt until it dissolves. Keep adding more salt until egg floats. 3. Next, carefully pour more fresh water until the glass is nearly full (try not to disturb or mix the salty water with the plain water). If you're careful, you can get the egg to float between the fresh and saltwater! How It Works: The egg is denser than the water and this causes it to sink. The salt makes the water denser than the egg and it</p>	<p style="text-align: center;"><u>Topic</u> History - Independent enquiry</p> <p>Watch this video on bbc bitesize to find out about Viking beliefs. https://www.bbc.co.uk/bitesize/clips/zyy9wxs</p> <p>Research using the internet to find out more information about Viking Gods and Goddesses.</p> <p><u>Task</u> Create your own fact file on Viking Gods and Goddesses.</p> <p style="text-align: center;"><u>Useful websites</u> https://vikings.mrdonn.org/gods.html http://www.primaryhomeworkhelp.co.uk/viking/reigion.html</p> <p>Viking Sagas Enjoy watching these Viking sagas including 'Odin creates the world', 'Freya and the goblins' and 'Thor and the giants'  https://www.bbc.co.uk/teach/school-radio/english-ks1-english-viking-sagas/zkyqd6f</p>	<p style="text-align: center;"><u>Art</u></p> <p>Use a pencil like we did at school in our art lessons. Practice applying more and less pressure to create dark and light tones. Go outside and find something in nature to draw. For example a leaf, flower, rock. Sketch your item showing shade and tone.</p> <p>Watch this brilliant art lesson on creating texture from the Oak Academy https://www.thenational.academy/year-3/foundation/drawing-skills-how-can-we-use-texture-to-make-our-drawings-more-interesting-year-3-wk5-5</p> <p>Explore using your pencil to create different textures. Now create a drawing of a view from a window.</p> <p></p> <p style="text-align: center;"><u>French</u></p> <p>Practice saying numbers 1 to 10 in French. Count objects around your home in French. Watch the clip on bbc bitesize on numbers to help you.</p>	<p style="text-align: center;"><u>Physical and well-being</u></p> <p>Complete an outdoor work out. Practice skills such as throwing and catching, star jumps, hopping and more... Download Joe Wicks cards to help you with ideas. https://www.twinkl.co.uk/resource/t-m-314-outdoor-activity-cards</p> <p>Have some fun with 'I'm still standing' Go noodle dancing https://family.gonoodle.com/activities/im-still-standing</p> <p>Take time to relax and complete this weekly well being journal https://www.twinkl.co.uk/resource/weekly-wellbeing-journal-pack-1-7-11-t-tp-2549454</p> <p>Design your own summertime word-search and challenge someone in your family to complete it.</p>

<p>floats. What else can you dissolve in the water to make the egg float?</p>	<p>A saga is a short story. Retell your favourite Viking saga in the form of a short story, draw it as a cartoon or even have a go at writing your own.</p>	<p>https://www.bbc.co.uk/bitesize/subjects/z39d7ty</p>	<p>Relax and listen to some of your favourite music.</p>
--	---	--	--

Download this week's home learning pack for Year 3 from classroom secrets: This includes work on Fractions, Descriptive writing, fronted adverbials, apostrophes, reading and inference. <https://classroomsecrets.co.uk/free-home-learning-packs/>